

REDUNDANT TYPE MICRO DC SOLUTIONS



Redundancy is highly needed even for small scale of data center types anymore so that annual downtime can be minimized. In this regard, Frog Engineering offers an overall compact design for redundancy, even in Micro DC solutions. The Micro DC can be supported by a dual circuit outdoor unit kit that can operate in extremely harsh conditions.

- 2+2 ve 4+4 kW N+N redundant cooling capacity options
- Redundant outdoor cooling Unit
- Large working interval (-20 °C +55 °C)

| Total Capacity | | 2 kW | 4 kW |
|--------------------------|-----------------------|-------------|-----------|
| Total capacity | kW | 1,9 | 3,9 |
| Sensible capacity | kW | 1,9 | 3,9 |
| SHR | | 1 | 1 |
| Fan | | | |
| Fan type | | Radial | |
| Fan total air flow rate | m ³ /h | 800 | 1600 |
| Total power consumption | Watt | 130 | 280 |
| Fans quantity | Pa | 1 | |
| External static pressure | Pa | 20 | |
| Sound Data | | | |
| Sound Pressure | dB(A) | 55 | |
| Air Filter | | | |
| Filter model | | NA | |
| Electrical Data | | | |
| Power supply | V-Ph~Hz | 230/1/50-60 | |
| Refrigerant | | R410A | |
| No. of circuits | | 1 | |
| Connections | | | |
| Refrigerant connections | Outlet line (ODS Ø)mm | 8 | 10 |
| | Inlet line (ODS Ø)mm | 8 | 10 |
| Dimensions and Weight | | | |
| Width | mm | 600/800 | |
| Depth (24U/36U/42U) | mm | 1000/1200 | 1000/1200 |
| Height(42U/47U) | mm | 2530/2790 | |
| Weight 42U (1000/1200) | kg | 135/145 | 150/160 |
| Weight 42U (1000/1200) | kg | 144/157 | 159/172 |






MICRO DC APPLICATION AREAS



Small and Medium Size Enterprises (SME's)




Branch offices of financial institutions (Banks, Insurance companies)



Hospital



University




Edge Computing



Branch offices of government institutions and utilities

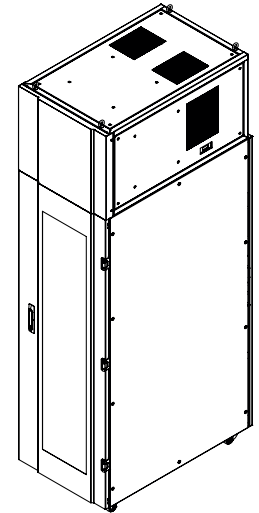

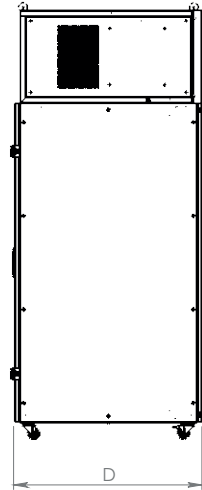
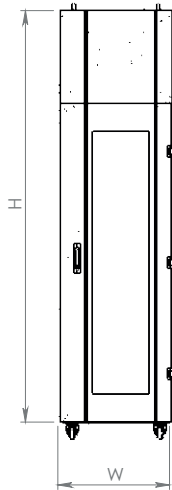
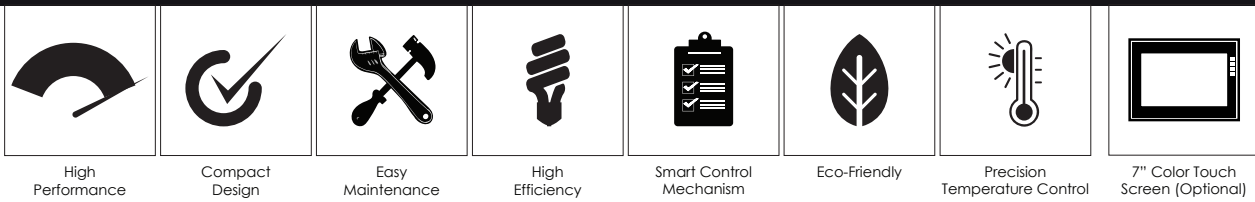


Warehouse



Factory





| Height U | Outer Width (W) mm | Outer Depth (D) mm | Outer Height (H)mm | 19" Rails Adjustable Depth Range | Cooling Capacity | Standard Type | Split Type | Split + Redundant Type |
|----------|--------------------|--------------------|--------------------|----------------------------------|------------------|-----------------|------------------|------------------------|
| 24U | 600 | 1000 | 1650 | 129-729 | 2 kw | FPJ-X-2460A-T2K | FPJ-X-2460A-T2KD | FPJ-X-2460A-T2KDY |
| 24U | 600 | 1000 | 1650 | 129-729 | 4 kw | FPJ-X-2460A-T4K | FPJ-X-2460A-T4KD | FPJ-X-2460A-T4KDY |
| 24U | 600 | 1200 | 1650 | 129-929 | 2 kw | FPJ-X-2462A-T2K | FPJ-X-2462A-T2KD | FPJ-X-2462A-T2KDY |
| 24U | 600 | 1200 | 1650 | 129-929 | 4 kw | FPJ-X-2462A-T4K | FPJ-X-2462A-T4KD | FPJ-X-2462A-T4KDY |
| 24U | 800 | 1000 | 1650 | 129-729 | 2 kw | FPJ-X-2480A-T2K | FPJ-X-2480A-T2KD | FPJ-X-2480A-T2KDY |
| 24U | 800 | 1000 | 1650 | 129-729 | 4 kw | FPJ-X-2480A-T4K | FPJ-X-2480A-T4KD | FPJ-X-2480A-T4KDY |
| 36U | 600 | 1000 | 2260 | 129-729 | 2 kw | FPJ-X-3660A-T2K | FPJ-X-3660A-T2KD | FPJ-X-3660A-T2KDY |
| 36U | 600 | 1000 | 2260 | 129-729 | 4 kw | FPJ-X-3660A-T4K | FPJ-X-3660A-T4KD | FPJ-X-3660A-T4KDY |
| 36U | 600 | 1200 | 2260 | 129-929 | 2 kw | FPJ-X-3662A-T2K | FPJ-X-3662A-T2KD | FPJ-X-3662A-T2KDY |
| 36U | 600 | 1200 | 2260 | 129-929 | 4 kw | FPJ-X-3662A-T4K | FPJ-X-3662A-T4KD | FPJ-X-3662A-T4KDY |
| 36U | 800 | 1000 | 2260 | 129-729 | 2 kw | FPJ-X-3680A-T2K | FPJ-X-3680A-T2KD | FPJ-X-3680A-T2KDY |
| 36U | 800 | 1000 | 2260 | 129-729 | 4 kw | FPJ-X-3680A-T4K | FPJ-X-3680A-T4KD | FPJ-X-3680A-T4KDY |
| 36U | 800 | 1200 | 2260 | 129-929 | 2 kw | FPJ-X-3682A-T2K | FPJ-X-3682A-T2KD | FPJ-X-3682A-T2KDY |
| 36U | 800 | 1200 | 2260 | 129-929 | 4 kw | FPJ-X-3682A-T4K | FPJ-X-3682A-T4KD | FPJ-X-3682A-T4KDY |
| 42U | 600 | 1000 | 2530 | 129-729 | 2 kw | FPJ-X-4260A-T2K | FPJ-X-4260A-T2KD | FPJ-X-4260A-T2KDY |
| 42U | 600 | 1000 | 2530 | 129-729 | 4 kw | FPJ-X-4260A-T4K | FPJ-X-4260A-T4KD | FPJ-X-4260A-T4KDY |
| 42U | 600 | 1200 | 2530 | 129-929 | 2 kw | FPJ-X-4262A-T2K | FPJ-X-4262A-T2KD | FPJ-X-4262A-T2KDY |
| 42U | 600 | 1200 | 2530 | 129-929 | 4 kw | FPJ-X-4262A-T4K | FPJ-X-4262A-T4KD | FPJ-X-4262A-T4KDY |
| 42U | 800 | 1000 | 2530 | 129-729 | 2 kw | FPJ-X-4280A-T2K | FPJ-X-4280A-T2KD | FPJ-X-4280A-T2KDY |
| 42U | 800 | 1000 | 2530 | 129-729 | 4 kw | FPJ-X-4280A-T4K | FPJ-X-4280A-T4KD | FPJ-X-4280A-T4KDY |
| 42U | 800 | 1200 | 2530 | 129-929 | 2 kw | FPJ-X-4282A-T2K | FPJ-X-4282A-T2KD | FPJ-X-4282A-T2KDY |
| 42U | 800 | 1200 | 2530 | 129-929 | 4 kw | FPJ-X-4282A-T4K | FPJ-X-4282A-T4KD | FPJ-X-4282A-T4KDY |
| 47U | 800 | 1000 | 2790 | 129-729 | 4 kw | FPJ-X-4780A-T4K | FPJ-X-4780A-T4KD | FPJ-X-4780A-T4KDY |
| 47U | 800 | 1200 | 2790 | 129-929 | 4 kw | FPJ-X-4782A-T4K | FPJ-X-4782A-T4KD | FPJ-X-4782A-T4KDY |

X (Color code): 7:RAL 7035 Light Grey, 9:RAL 9005 Black